

Michigan Grain Market Benchmarks

https://www.canr.msu.edu/farm_management/

The following information has been compiled from the USDA National Agricultural Statistics Service (NASS) Quickstats web page. The calendar average is a simple average of monthly prices received and is not weighted according to the amount of grain sold each month. Marketing year average is a weighted average released by USDA NASS.

Table 1. Monthly average Michigan cash prices received for corn, \$ per bushel (1980-2026)

| Year | Jan | Feb | Mar | Apr | May | Jun | Jul | Aug | Sep | Oct | Nov | Dec | Calendar Year Avg* | Market Year Avg** |
|------|--------|--------|--------|--------|--------|--------|--------|--------|--------|--------|--------|--------|--------------------|-------------------|
| 1980 | \$2.26 | \$2.18 | \$2.41 | \$2.21 | \$2.46 | \$2.48 | \$2.77 | \$2.97 | \$3.07 | \$3.00 | \$3.05 | \$3.09 | \$2.66 | \$3.05 |
| 1981 | \$3.19 | \$3.20 | \$3.14 | \$3.18 | \$3.14 | \$2.99 | \$3.15 | \$2.84 | \$2.58 | \$2.39 | \$2.28 | \$2.23 | \$2.86 | \$2.39 |
| 1982 | \$2.32 | \$2.31 | \$2.31 | \$2.49 | \$2.45 | \$2.52 | \$2.48 | \$2.26 | \$2.16 | \$1.86 | \$2.03 | \$2.13 | \$2.28 | \$2.48 |
| 1983 | \$2.25 | \$2.43 | \$2.64 | \$2.82 | \$2.96 | \$3.12 | \$3.10 | \$3.41 | \$3.42 | \$3.20 | \$3.17 | \$3.14 | \$2.97 | \$3.20 |
| 1984 | \$3.09 | \$3.08 | \$3.27 | \$3.32 | \$3.41 | \$3.47 | \$3.42 | \$3.16 | \$3.05 | \$2.67 | \$2.58 | \$2.48 | \$3.08 | \$2.56 |
| 1985 | \$2.55 | \$2.58 | \$2.56 | \$2.61 | \$2.56 | \$2.59 | \$2.54 | \$2.46 | \$2.26 | \$2.01 | \$2.14 | \$2.22 | \$2.42 | \$2.14 |
| 1986 | \$2.22 | \$2.19 | \$2.15 | \$2.22 | \$2.32 | \$2.28 | \$2.03 | \$1.76 | \$1.48 | \$1.44 | \$1.37 | \$1.38 | \$1.90 | \$1.43 |
| 1987 | \$1.37 | \$1.33 | \$1.35 | \$1.43 | \$1.64 | \$1.69 | \$1.58 | \$1.51 | \$1.55 | \$1.51 | \$1.58 | \$1.62 | \$1.51 | \$1.97 |
| 1988 | \$1.71 | \$1.80 | \$1.84 | \$1.86 | \$1.91 | \$2.51 | \$2.98 | \$2.77 | \$2.67 | \$2.59 | \$2.44 | \$2.54 | \$2.30 | \$2.53 |
| 1989 | \$2.59 | \$2.54 | \$2.59 | \$2.56 | \$2.58 | \$2.50 | \$2.56 | \$2.41 | \$2.35 | \$2.17 | \$2.18 | \$2.13 | \$2.43 | \$2.28 |
| 1990 | \$2.18 | \$2.27 | \$2.38 | \$2.52 | \$2.59 | \$2.73 | \$2.76 | \$2.63 | \$2.52 | \$2.18 | \$2.11 | \$2.13 | \$2.42 | \$2.21 |
| 1991 | \$2.14 | \$2.22 | \$2.36 | \$2.38 | \$2.30 | \$2.23 | \$2.26 | \$2.32 | \$2.30 | \$2.29 | \$2.27 | \$2.26 | \$2.28 | \$2.34 |
| 1992 | \$2.36 | \$2.42 | \$2.47 | \$2.46 | \$2.45 | \$2.42 | \$2.31 | \$2.20 | \$2.18 | \$2.10 | \$1.97 | \$1.91 | \$2.27 | \$1.95 |
| 1993 | \$1.93 | \$1.81 | \$1.85 | \$1.97 | \$1.96 | \$1.91 | \$2.06 | \$2.17 | \$2.05 | \$2.18 | \$2.38 | \$2.55 | \$2.07 | \$2.46 |
| 1994 | \$2.62 | \$2.64 | \$2.62 | \$2.51 | \$2.51 | \$2.52 | \$2.24 | \$2.15 | \$2.03 | \$1.98 | \$1.95 | \$2.00 | \$2.31 | \$2.23 |
| 1995 | \$2.07 | \$2.16 | \$2.20 | \$2.30 | \$2.36 | \$2.53 | \$2.59 | \$2.68 | \$2.75 | \$2.76 | \$2.90 | \$2.97 | \$2.52 | \$3.20 |
| 1996 | \$3.16 | \$3.22 | \$3.51 | \$4.00 | \$4.44 | \$4.68 | \$4.84 | \$4.37 | \$4.24 | \$2.66 | \$2.56 | \$2.59 | \$3.69 | \$2.66 |
| 1997 | \$2.64 | \$2.66 | \$2.91 | \$2.90 | \$2.86 | \$2.64 | \$2.63 | \$2.68 | \$2.66 | \$2.71 | \$2.50 | \$2.44 | \$2.69 | \$2.40 |
| 1998 | \$2.48 | \$2.45 | \$2.47 | \$2.32 | \$2.25 | \$2.14 | \$2.18 | \$1.98 | \$1.81 | \$1.89 | \$1.88 | \$1.89 | \$2.15 | \$1.90 |
| 1999 | \$1.97 | \$1.95 | \$1.97 | \$2.01 | \$2.00 | \$1.99 | \$1.77 | \$1.83 | \$1.77 | \$1.72 | \$1.68 | \$1.70 | \$1.86 | \$1.78 |
| 2000 | \$1.85 | \$1.95 | \$2.08 | \$2.03 | \$2.08 | \$1.91 | \$1.76 | \$1.51 | \$1.59 | \$1.74 | \$1.86 | \$1.88 | \$1.85 | \$1.90 |
| 2001 | \$2.04 | \$1.96 | \$1.95 | \$1.90 | \$1.86 | \$1.75 | \$1.89 | \$1.96 | \$1.93 | \$1.82 | \$1.75 | \$1.90 | \$1.89 | \$1.97 |
| 2002 | \$1.93 | \$1.90 | \$1.92 | \$1.88 | \$1.92 | \$1.97 | \$2.16 | \$2.44 | \$2.41 | \$2.33 | \$2.31 | \$2.30 | \$2.12 | \$2.34 |
| 2003 | \$2.33 | \$2.36 | \$2.41 | \$2.43 | \$2.45 | \$2.43 | \$2.26 | \$2.23 | \$2.28 | \$2.06 | \$2.09 | \$2.23 | \$2.30 | \$2.37 |
| 2004 | \$2.35 | \$2.62 | \$2.78 | \$2.92 | \$2.82 | \$2.77 | \$2.42 | \$2.38 | \$2.29 | \$2.13 | \$1.93 | \$1.88 | \$2.44 | \$1.97 |
| 2005 | \$2.00 | \$1.86 | \$1.94 | \$1.88 | \$1.93 | \$2.00 | \$2.17 | \$2.03 | \$1.83 | \$1.71 | \$1.62 | \$1.66 | \$1.89 | \$1.88 |
| 2006 | \$1.85 | \$1.93 | \$1.95 | \$2.04 | \$2.16 | \$2.11 | \$2.18 | \$2.05 | \$2.05 | \$2.42 | \$2.83 | \$2.97 | \$2.21 | \$3.10 |
| 2007 | \$3.20 | \$3.42 | \$3.37 | \$3.36 | \$3.49 | \$3.75 | \$3.38 | \$3.30 | \$3.38 | \$3.19 | \$3.37 | \$3.81 | \$3.42 | \$4.37 |
| 2008 | \$4.07 | \$4.67 | \$4.81 | \$5.10 | \$5.45 | \$5.88 | \$5.47 | \$5.07 | \$5.02 | \$4.15 | \$4.05 | \$3.95 | \$4.81 | \$3.84 |
| 2009 | \$4.12 | \$3.67 | \$3.67 | \$3.76 | \$3.87 | \$4.01 | \$3.41 | \$3.35 | \$3.33 | \$3.45 | \$3.52 | \$3.48 | \$3.64 | \$3.53 |
| 2010 | \$3.56 | \$3.32 | \$3.35 | \$3.32 | \$3.44 | \$3.45 | \$3.55 | \$3.78 | \$4.03 | \$4.49 | \$4.85 | \$5.15 | \$3.86 | \$5.56 |
| 2011 | \$5.25 | \$5.85 | \$5.84 | \$6.60 | \$6.44 | \$6.77 | \$6.82 | \$7.22 | \$6.71 | \$5.80 | \$5.70 | \$5.64 | \$6.22 | \$6.14 |
| 2012 | \$5.97 | \$6.14 | \$6.44 | \$6.24 | \$6.18 | \$6.35 | \$7.63 | \$7.96 | \$6.92 | \$6.81 | \$6.71 | \$6.93 | \$6.69 | \$6.69 |
| 2013 | \$6.81 | \$6.92 | \$6.98 | \$6.58 | \$6.65 | \$6.79 | \$6.65 | \$6.04 | \$5.37 | \$4.46 | \$4.10 | \$4.03 | \$5.95 | \$4.18 |
| 2014 | \$4.13 | \$4.25 | \$4.47 | \$4.68 | \$4.64 | \$4.39 | \$3.93 | \$3.55 | \$3.55 | \$3.51 | \$3.56 | \$3.63 | \$4.02 | \$3.65 |
| 2015 | \$3.75 | \$3.69 | \$3.73 | \$3.78 | \$3.58 | \$3.39 | \$3.88 | \$3.69 | \$3.73 | \$3.65 | \$3.50 | \$3.56 | \$3.66 | \$3.63 |
| 2016 | \$3.65 | \$3.71 | \$3.57 | \$3.66 | \$3.75 | \$3.95 | \$3.77 | \$3.45 | \$3.43 | \$3.36 | \$3.24 | \$3.33 | \$3.57 | \$3.44 |
| 2017 | \$3.45 | \$3.52 | \$3.62 | \$3.58 | \$3.58 | \$3.58 | \$3.62 | \$3.48 | \$3.39 | \$3.28 | \$3.24 | \$3.27 | \$3.47 | \$3.46 |
| 2018 | \$3.34 | \$3.50 | \$3.59 | \$3.74 | \$3.83 | \$3.73 | \$3.71 | \$3.67 | \$3.39 | \$3.50 | \$3.34 | \$3.46 | \$3.57 | \$3.72 |
| 2019 | \$3.62 | \$3.69 | \$3.63 | \$3.60 | \$3.70 | \$4.31 | \$4.49 | \$4.31 | \$4.05 | \$3.98 | \$3.87 | \$3.85 | \$3.93 | \$3.73 |
| 2020 | \$3.92 | \$4.03 | \$3.73 | \$3.42 | \$3.50 | \$3.32 | \$3.45 | \$3.27 | \$3.39 | \$3.67 | \$3.76 | \$4.08 | \$3.63 | \$4.72 |
| 2021 | \$4.29 | \$4.89 | \$4.97 | \$5.31 | \$5.85 | \$6.05 | \$6.05 | \$6.58 | \$5.48 | \$4.91 | \$5.12 | \$5.36 | \$5.41 | \$5.86 |
| 2022 | \$5.47 | \$5.88 | \$6.40 | \$6.80 | \$7.01 | \$6.66 | \$6.50 | \$6.75 | \$6.67 | \$6.36 | \$6.11 | \$6.17 | \$6.40 | \$6.16 |
| 2023 | \$6.36 | \$6.55 | \$6.16 | \$6.34 | \$6.04 | \$6.28 | \$5.85 | \$5.58 | \$5.31 | \$4.82 | \$4.29 | \$4.37 | \$5.66 | \$4.19 |
| 2024 | \$4.33 | \$4.17 | \$4.33 | \$4.21 | \$4.40 | \$4.22 | \$4.12 | \$3.62 | \$3.62 | \$3.86 | \$3.83 | \$4.04 | \$4.06 | \$4.16 |
| 2025 | \$4.29 | \$4.46 | \$4.45 | \$4.55 | \$4.61 | \$4.55 | \$4.44 | \$4.15 | \$4.10 | \$3.85 | \$3.76 | \$3.85 | \$4.26 | ---- |
| 2026 | \$4.09 | \$4.25 | \$4.31 | \$4.41 | \$4.53 | --- | --- | --- | --- | --- | --- | --- | \$4.32 | ---- |

(D) Withheld to avoid disclosing data for individual operations.

Updated June 30, 2026

---- Not yet available

*Calculated simple average, by calendar year (Jan. 1 - Dec. 31), not weighted by percent of grain sales.

** Average weighted by percent of grain sales and reported by USDA NASS for the marketing year (Sept. 1 - Aug. 31).

Additional Resources

USDA Quickstats <https://quickstats.nass.usda.gov/>

Document prepared by Jonathan LaPorte, MSU Extension Farm Business Management Educator

For questions, email: laportej@msu.edu

Note: Format for price report derived from Iowa State University Extension File A2-11

Michigan Grain Market Benchmarks

https://www.canr.msu.edu/farm_management/

The following information has been compiled from the USDA National Agricultural Statistics Service (NASS) Quickstats web page. The calendar average is a simple average of monthly prices received and is not weighted according to the amount of grain sold each month. Marketing year average is a weighted average released by USDA NASS.

Table 2. Monthly average Michigan cash prices received for soybeans, \$ per bushel (1980-2026)

| Year | Jan | Feb | Mar | Apr | May | Jun | Jul | Aug | Sep | Oct | Nov | Dec | Calendar Year Avg* | Market Year Avg** |
|------|---------|---------|---------|---------|---------|---------|---------|---------|---------|---------|---------|---------|--------------------|-------------------|
| 1980 | \$6.05 | \$6.00 | \$5.58 | \$5.50 | \$5.73 | \$5.78 | \$7.06 | \$7.08 | \$7.57 | \$7.75 | \$7.95 | \$7.70 | \$6.65 | \$7.49 |
| 1981 | \$7.23 | \$6.96 | \$7.34 | \$7.26 | \$7.20 | \$6.90 | \$6.97 | \$6.51 | \$6.26 | \$6.19 | \$5.97 | \$5.89 | \$6.72 | \$6.04 |
| 1982 | \$6.05 | \$5.90 | \$5.93 | \$6.14 | \$6.24 | \$6.10 | \$5.92 | \$5.38 | \$5.10 | \$4.94 | \$5.20 | \$5.32 | \$5.69 | \$5.46 |
| 1983 | \$5.46 | \$5.38 | \$5.80 | \$6.07 | \$6.14 | \$5.87 | \$6.28 | \$7.86 | \$8.47 | \$7.91 | \$8.00 | \$7.68 | \$6.74 | \$7.82 |
| 1984 | \$7.61 | \$7.10 | \$7.64 | \$7.74 | \$8.20 | \$7.70 | \$6.77 | \$6.28 | \$6.13 | \$6.30 | \$6.04 | \$5.74 | \$6.94 | \$5.79 |
| 1985 | \$5.79 | \$5.67 | \$5.69 | \$5.55 | \$5.49 | \$5.51 | \$5.42 | \$5.04 | \$4.85 | \$4.75 | \$4.79 | \$4.92 | \$5.29 | \$4.93 |
| 1986 | \$5.10 | \$5.05 | \$5.10 | \$5.08 | \$5.13 | \$5.12 | \$5.07 | \$5.07 | \$4.67 | \$4.54 | \$4.51 | \$4.57 | \$4.92 | \$4.67 |
| 1987 | \$4.66 | \$4.54 | \$4.52 | \$4.70 | \$5.19 | \$5.37 | \$5.18 | \$5.05 | \$5.00 | \$5.00 | \$5.18 | \$5.65 | \$5.00 | \$5.62 |
| 1988 | \$5.76 | \$5.90 | \$5.95 | \$6.38 | \$6.92 | \$8.35 | \$8.73 | \$8.17 | \$7.75 | \$7.16 | \$7.32 | \$7.47 | \$7.16 | \$7.28 |
| 1989 | \$7.42 | \$7.20 | \$7.39 | \$7.11 | \$7.12 | \$6.88 | \$7.01 | \$6.01 | \$5.48 | \$5.57 | \$5.56 | \$5.51 | \$6.52 | \$5.60 |
| 1990 | \$5.48 | \$5.42 | \$5.62 | \$5.77 | \$6.01 | \$5.95 | \$5.98 | \$5.98 | \$6.01 | \$5.76 | \$5.66 | \$5.56 | \$5.77 | \$5.63 |
| 1991 | \$5.58 | \$5.53 | \$5.61 | \$5.63 | \$5.53 | \$5.46 | \$5.20 | \$5.79 | \$5.61 | \$5.48 | \$5.36 | \$5.39 | \$5.51 | \$5.52 |
| 1992 | \$5.49 | \$5.50 | \$5.58 | \$5.61 | \$5.83 | \$5.78 | \$5.54 | \$5.34 | \$5.24 | \$5.36 | \$5.37 | \$5.53 | \$5.51 | \$5.53 |
| 1993 | \$5.58 | \$5.48 | \$5.52 | \$5.68 | \$5.90 | \$6.00 | \$6.60 | \$6.43 | \$6.27 | \$6.14 | \$6.24 | \$6.55 | \$6.03 | \$6.32 |
| 1994 | \$6.76 | \$6.60 | \$6.63 | \$6.44 | \$6.69 | \$6.71 | \$5.89 | \$5.65 | \$5.49 | \$5.44 | \$5.30 | \$5.33 | \$6.08 | \$5.43 |
| 1995 | \$5.33 | \$5.38 | \$5.44 | \$5.54 | \$5.53 | \$5.73 | \$5.84 | \$5.80 | \$5.93 | \$6.19 | \$6.39 | \$6.68 | \$5.82 | \$6.52 |
| 1996 | \$6.77 | \$6.95 | \$6.89 | \$7.47 | \$7.63 | \$7.43 | \$7.73 | \$7.75 | \$7.58 | \$6.83 | \$6.80 | \$6.88 | \$7.23 | \$7.15 |
| 1997 | \$7.13 | \$7.44 | \$8.06 | \$8.26 | \$8.62 | \$8.33 | \$7.35 | \$7.51 | \$6.89 | \$6.62 | \$6.79 | \$6.58 | \$7.47 | \$6.47 |
| 1998 | \$6.54 | \$6.36 | \$6.40 | \$6.12 | \$6.14 | \$5.93 | \$6.06 | \$5.50 | \$5.21 | \$5.16 | \$5.29 | \$5.21 | \$5.83 | \$4.99 |
| 1999 | \$5.04 | \$4.86 | \$4.42 | \$4.69 | \$4.38 | \$4.49 | \$4.26 | \$4.45 | \$4.58 | \$4.50 | \$4.40 | \$4.42 | \$4.54 | \$4.61 |
| 2000 | \$4.63 | \$4.78 | \$4.88 | \$5.09 | \$5.21 | \$4.96 | \$4.68 | \$4.50 | \$4.75 | \$4.50 | \$4.55 | \$4.73 | \$4.77 | \$4.54 |
| 2001 | \$4.67 | \$4.45 | \$4.42 | \$4.29 | \$4.39 | \$4.43 | \$4.81 | \$4.91 | \$4.76 | \$4.06 | \$4.09 | \$4.16 | \$4.45 | \$4.47 |
| 2002 | \$4.24 | \$4.26 | \$4.44 | \$4.66 | \$4.60 | \$4.97 | \$5.46 | \$5.56 | \$5.37 | \$5.27 | \$5.59 | \$5.66 | \$5.01 | \$5.62 |
| 2003 | \$5.68 | \$5.63 | \$5.73 | \$5.94 | \$6.28 | \$6.08 | \$6.04 | \$5.91 | \$6.16 | \$6.55 | \$6.96 | \$7.06 | \$6.17 | \$7.30 |
| 2004 | \$7.25 | \$8.21 | \$9.01 | \$9.57 | \$9.54 | \$9.01 | \$8.24 | \$7.18 | \$5.83 | \$5.41 | \$5.37 | \$5.44 | \$7.51 | \$5.72 |
| 2005 | \$5.38 | \$5.31 | \$6.06 | \$5.97 | \$6.04 | \$6.55 | \$6.81 | \$6.27 | \$5.81 | \$5.78 | \$5.62 | \$5.67 | \$5.94 | \$5.73 |
| 2006 | \$5.93 | \$5.81 | \$5.62 | \$5.64 | \$5.72 | \$5.70 | \$5.65 | \$5.40 | \$5.32 | \$5.47 | \$5.98 | \$6.09 | \$5.69 | \$6.27 |
| 2007 | \$6.28 | \$6.81 | \$6.67 | \$6.79 | \$7.10 | \$7.45 | \$7.56 | \$7.57 | \$8.07 | \$8.24 | \$8.99 | \$9.18 | \$7.56 | \$9.69 |
| 2008 | \$10.00 | \$10.90 | \$11.00 | \$11.40 | \$12.00 | \$13.10 | \$13.90 | \$12.40 | \$10.20 | \$9.79 | \$9.17 | \$9.06 | \$11.08 | \$9.82 |
| 2009 | \$9.74 | \$9.63 | \$9.09 | \$9.89 | \$10.80 | \$11.60 | \$11.00 | \$11.00 | \$10.10 | \$9.40 | \$9.50 | \$9.91 | \$10.14 | \$9.54 |
| 2010 | \$9.67 | \$9.50 | \$9.40 | \$9.51 | \$9.54 | \$9.49 | \$9.80 | \$10.20 | \$9.71 | \$10.30 | \$11.40 | \$11.90 | \$10.04 | \$11.10 |
| 2011 | \$11.80 | \$12.30 | \$12.20 | \$12.70 | \$12.60 | \$13.10 | \$13.20 | \$13.30 | \$13.00 | \$11.60 | \$11.50 | \$11.20 | \$12.38 | \$12.10 |
| 2012 | \$11.70 | \$12.10 | \$12.90 | \$13.70 | \$13.70 | \$13.90 | \$15.50 | \$15.90 | \$13.60 | \$14.00 | \$13.80 | \$14.10 | \$13.74 | \$14.00 |
| 2013 | \$13.50 | \$13.60 | \$14.20 | \$13.80 | \$14.50 | \$15.00 | \$15.00 | \$14.40 | \$13.00 | \$12.40 | \$12.50 | \$13.00 | \$13.74 | \$12.90 |
| 2014 | \$12.80 | \$13.30 | \$13.80 | \$14.50 | \$14.90 | \$14.40 | \$13.00 | \$12.40 | \$11.20 | \$10.10 | \$10.10 | \$10.10 | \$12.55 | \$10.10 |
| 2015 | \$10.40 | \$9.88 | \$9.91 | \$10.00 | \$9.61 | \$9.68 | \$10.20 | \$10.40 | \$8.93 | \$8.73 | \$8.30 | \$8.40 | \$9.54 | \$8.82 |
| 2016 | \$8.58 | \$8.59 | \$8.70 | \$9.01 | \$9.66 | \$10.50 | \$10.30 | \$10.10 | \$9.68 | \$9.28 | \$9.45 | \$9.76 | \$9.47 | \$9.51 |
| 2017 | \$9.76 | \$10.00 | \$9.97 | \$9.70 | \$9.55 | \$9.43 | \$9.61 | \$9.50 | \$9.28 | \$9.21 | \$9.22 | \$9.34 | \$9.55 | \$9.39 |
| 2018 | \$9.31 | \$9.66 | \$9.98 | \$10.00 | \$10.10 | \$9.85 | \$9.56 | \$9.24 | \$8.72 | \$8.73 | \$8.37 | \$8.49 | \$9.33 | \$8.53 |
| 2019 | \$8.62 | \$8.61 | \$8.70 | \$8.22 | \$8.08 | \$8.42 | \$8.60 | \$8.50 | \$8.54 | \$8.78 | \$8.68 | \$8.95 | \$8.56 | \$8.81 |
| 2020 | \$9.03 | \$8.94 | \$8.90 | \$8.75 | \$8.59 | \$8.80 | \$8.65 | \$8.89 | \$9.45 | \$9.92 | \$10.80 | \$11.30 | \$9.34 | \$11.70 |
| 2021 | \$11.80 | \$13.40 | \$13.20 | \$13.90 | \$14.60 | \$16.20 | \$15.30 | \$15.20 | \$12.90 | \$12.30 | \$12.80 | \$12.50 | \$13.68 | \$14.00 |
| 2022 | \$13.50 | \$15.80 | \$16.00 | \$16.50 | \$16.60 | \$16.80 | \$16.80 | \$16.80 | \$15.60 | \$13.90 | \$14.30 | \$14.60 | \$15.60 | \$14.70 |
| 2023 | \$15.30 | \$15.10 | \$15.50 | \$15.60 | \$15.30 | \$14.90 | \$15.20 | \$14.90 | \$14.30 | \$12.90 | \$13.30 | \$13.40 | \$14.64 | \$12.80 |
| 2024 | \$13.30 | \$12.30 | \$12.20 | \$12.00 | \$12.60 | \$12.30 | \$12.40 | \$11.40 | \$11.50 | \$10.40 | \$9.94 | \$10.10 | \$11.70 | \$10.50 |
| 2025 | \$10.40 | \$10.50 | \$10.60 | \$10.70 | \$10.80 | \$10.90 | (D) | \$10.40 | \$10.10 | \$9.86 | \$11.00 | \$10.90 | \$10.56 | ---- |
| 2026 | \$10.80 | \$11.30 | \$11.60 | \$11.80 | (D) | --- | --- | --- | --- | --- | --- | --- | \$11.38 | ---- |

(D) Withheld to avoid disclosing data for individual operations.

Updated June 30, 2026

---- Not yet available

*Calculated simple average, by calendar year (Jan. 1 - Dec. 31), not weighted by percent of grain sales.

** Average weighted by percent of grain sales and reported by USDA NASS for the marketing year (Sept. 1 - Aug. 31).

Additional Resources

USDA Quickstats <https://quickstats.nass.usda.gov/>

Document prepared by Jonathan LaPorte, MSU Extension Farm Business Management Educator

For questions, email: laportej@msu.edu

Note: Format for price report derived from Iowa State University Extension File A2-11

Michigan Grain Market Benchmarks

https://www.canr.msu.edu/farm_management/

The following information has been compiled from the USDA National Agricultural Statistics Service (NASS) Quickstats web page. The calendar average is a simple average of monthly prices received and is not weighted according to the amount of grain sold each month. Marketing year average is a weighted average released by USDA NASS.

Table 3. Monthly average Michigan cash prices received for wheat, \$ per bushel (1980-2026)

| Year | Jan | Feb | Mar | Apr | May | Jun | Jul | Aug | Sep | Oct | Nov | Dec | Calendar Year Avg* | Market Year Avg** |
|------|--------|--------|--------|--------|--------|--------|--------|--------|--------|--------|--------|--------|--------------------|-------------------|
| 1980 | \$3.92 | \$3.88 | \$3.67 | \$3.28 | \$3.57 | \$3.55 | \$3.83 | \$3.46 | \$3.58 | \$4.16 | \$4.34 | \$3.97 | \$3.77 | \$3.60 |
| 1981 | \$4.00 | \$3.58 | \$3.24 | \$3.07 | \$2.94 | \$2.96 | \$3.42 | \$3.49 | \$3.60 | \$3.81 | \$3.78 | \$3.59 | \$3.46 | \$3.47 |
| 1982 | \$3.52 | \$3.27 | \$3.38 | \$3.22 | \$3.20 | \$3.21 | \$3.29 | \$3.30 | \$3.23 | \$2.79 | \$3.00 | \$3.18 | \$3.22 | \$3.31 |
| 1983 | \$3.29 | \$3.53 | \$3.53 | \$3.58 | \$3.59 | \$3.32 | \$3.44 | \$3.43 | \$3.45 | \$3.36 | \$3.21 | \$3.24 | \$3.41 | \$3.39 |
| 1984 | \$3.26 | \$3.24 | \$3.30 | \$3.43 | \$3.40 | \$3.36 | \$3.14 | \$3.18 | \$3.20 | \$3.20 | \$3.30 | \$3.17 | \$3.27 | \$3.18 |
| 1985 | \$3.31 | \$3.42 | \$3.33 | \$3.29 | \$3.07 | \$3.03 | \$2.83 | \$2.69 | \$2.70 | \$2.85 | \$3.08 | \$3.17 | \$3.06 | \$2.84 |
| 1986 | \$3.13 | \$3.12 | \$3.18 | \$3.03 | \$2.95 | \$2.75 | \$2.31 | \$2.34 | \$2.22 | \$2.33 | \$2.50 | \$2.56 | \$2.70 | \$2.38 |
| 1987 | \$2.60 | \$2.68 | \$2.72 | \$2.70 | \$2.80 | \$2.40 | \$2.53 | \$2.66 | \$2.53 | \$2.80 | \$2.80 | \$2.98 | \$2.68 | \$2.63 |
| 1988 | \$3.08 | \$3.15 | \$2.84 | \$2.82 | \$3.00 | \$3.44 | \$3.41 | \$3.52 | \$3.65 | \$3.75 | \$3.77 | \$3.93 | \$3.36 | \$3.59 |
| 1989 | \$4.01 | \$3.98 | \$3.93 | \$3.75 | \$3.83 | \$3.60 | \$3.60 | \$3.60 | \$3.62 | \$3.70 | \$3.77 | \$3.83 | \$3.77 | \$3.63 |
| 1990 | \$3.72 | \$3.62 | \$3.67 | \$3.73 | \$3.67 | \$3.57 | \$2.66 | \$2.45 | \$2.32 | \$2.23 | \$2.18 | \$2.15 | \$3.00 | \$2.40 |
| 1991 | \$2.07 | \$2.20 | \$2.36 | \$2.47 | \$2.52 | \$2.50 | \$2.49 | \$2.72 | \$2.93 | \$3.15 | \$3.31 | \$3.59 | \$2.69 | \$2.84 |
| 1992 | \$3.79 | \$3.99 | \$3.57 | \$3.63 | \$3.38 | \$2.98 | \$3.04 | \$2.97 | \$3.08 | \$3.11 | \$3.17 | \$3.18 | \$3.32 | \$3.08 |
| 1993 | \$3.38 | \$3.34 | \$3.26 | \$3.20 | \$3.07 | \$2.91 | \$2.83 | \$2.84 | \$2.90 | \$3.04 | \$3.22 | \$3.53 | \$3.13 | \$3.04 |
| 1994 | \$3.49 | \$3.52 | \$3.26 | \$3.15 | \$3.03 | \$2.94 | \$3.03 | \$3.10 | \$3.39 | \$3.52 | \$3.50 | \$3.61 | \$3.30 | \$3.25 |
| 1995 | \$3.68 | \$3.35 | \$3.19 | \$3.21 | \$3.23 | \$3.84 | \$3.84 | \$3.88 | \$4.08 | \$4.52 | \$4.77 | \$4.41 | \$3.83 | \$4.10 |
| 1996 | \$4.43 | \$4.83 | \$4.53 | \$5.02 | \$5.35 | \$4.80 | \$4.07 | \$4.05 | \$3.84 | \$3.79 | \$3.56 | \$3.77 | \$4.34 | \$3.91 |
| 1997 | \$3.47 | \$3.20 | \$3.43 | \$3.73 | \$3.44 | \$3.00 | \$3.20 | \$3.40 | \$3.46 | \$3.40 | \$3.30 | \$2.93 | \$3.33 | \$3.26 |
| 1998 | \$3.10 | \$3.07 | \$3.06 | \$2.77 | \$2.59 | \$2.60 | \$2.39 | \$2.09 | \$2.28 | \$2.51 | \$2.56 | \$2.41 | \$2.62 | \$2.33 |
| 1999 | \$2.49 | \$2.43 | \$2.32 | \$2.33 | \$2.22 | \$2.19 | \$2.01 | \$2.14 | \$2.24 | \$2.23 | \$1.83 | \$2.04 | \$2.21 | \$2.12 |
| 2000 | \$2.20 | \$2.24 | \$2.41 | \$2.08 | \$2.20 | \$2.00 | \$1.93 | \$1.86 | \$2.00 | \$2.14 | \$2.01 | \$2.02 | \$2.09 | \$2.11 |
| 2001 | \$2.62 | \$2.49 | \$2.44 | \$2.36 | \$2.37 | \$1.96 | \$2.34 | \$2.42 | \$2.39 | \$2.46 | \$2.61 | \$2.89 | \$2.45 | \$2.43 |
| 2002 | \$2.81 | \$2.63 | \$2.65 | \$2.49 | \$2.48 | \$2.69 | \$3.11 | \$3.34 | \$3.54 | \$3.76 | \$3.87 | \$3.39 | \$3.06 | \$3.28 |
| 2003 | \$3.53 | \$3.17 | \$3.35 | \$3.26 | \$3.20 | (D) | \$3.11 | \$3.27 | \$3.19 | \$3.21 | \$3.50 | \$3.65 | \$3.31 | \$3.25 |
| 2004 | \$3.56 | \$3.75 | \$3.64 | \$3.74 | \$3.63 | \$3.18 | \$3.05 | \$3.04 | \$3.06 | \$2.91 | \$2.79 | \$2.80 | \$3.26 | \$3.01 |
| 2005 | \$2.79 | \$2.95 | \$3.21 | \$3.09 | \$3.00 | \$3.03 | \$3.18 | \$3.06 | \$2.94 | \$2.99 | \$2.91 | \$3.00 | \$3.01 | \$3.13 |
| 2006 | \$3.12 | \$3.24 | \$3.39 | \$3.23 | \$3.39 | \$3.14 | \$3.28 | \$3.11 | \$3.23 | \$3.76 | \$4.06 | \$4.18 | \$3.43 | \$3.41 |
| 2007 | \$3.88 | \$3.78 | \$3.72 | \$3.96 | \$4.02 | \$4.41 | \$4.74 | \$5.44 | \$6.08 | \$6.60 | \$6.42 | \$6.66 | \$4.98 | \$5.01 |
| 2008 | \$5.78 | \$7.71 | \$7.39 | \$5.57 | \$5.18 | \$6.25 | \$5.90 | \$6.05 | \$5.50 | \$4.47 | \$4.74 | \$4.34 | \$5.74 | \$5.63 |
| 2009 | \$4.98 | \$4.36 | \$4.62 | \$4.48 | \$4.80 | \$4.69 | \$4.61 | \$4.28 | \$3.11 | \$4.27 | \$4.55 | \$4.64 | \$4.45 | \$4.25 |
| 2010 | \$3.94 | \$4.39 | \$4.68 | \$4.32 | \$4.39 | \$4.20 | \$5.48 | \$6.09 | \$6.07 | \$6.21 | \$5.93 | \$6.83 | \$5.21 | \$5.72 |
| 2011 | \$6.28 | \$6.84 | \$6.81 | \$7.04 | \$7.01 | \$6.27 | \$6.66 | \$6.97 | \$6.85 | \$6.26 | \$5.94 | \$6.12 | \$6.59 | \$6.71 |
| 2012 | \$6.61 | \$6.78 | \$6.62 | \$6.31 | \$6.59 | \$6.64 | \$7.86 | \$8.44 | \$8.37 | \$8.29 | \$8.28 | \$7.80 | \$7.38 | \$7.91 |
| 2013 | \$7.74 | \$7.51 | \$7.18 | \$7.29 | \$6.95 | \$6.85 | \$6.99 | \$6.43 | \$6.51 | \$6.76 | \$6.56 | \$6.37 | \$6.93 | \$6.71 |
| 2014 | \$6.58 | \$6.00 | \$6.60 | \$6.78 | \$6.93 | \$6.59 | \$5.75 | \$5.71 | \$5.57 | \$5.06 | \$5.76 | \$6.11 | \$6.12 | \$5.74 |
| 2015 | \$6.15 | \$5.93 | \$5.96 | \$6.18 | \$5.89 | \$5.62 | \$5.72 | \$5.67 | \$5.51 | \$5.61 | \$5.81 | \$5.63 | \$5.81 | \$5.61 |
| 2016 | \$5.15 | \$5.58 | \$5.25 | \$5.27 | \$5.53 | \$4.96 | \$4.32 | \$4.00 | \$3.94 | \$4.06 | \$3.94 | \$4.13 | \$4.68 | \$4.15 |
| 2017 | \$4.09 | \$4.25 | \$4.49 | \$4.31 | \$4.30 | \$4.28 | \$4.76 | \$4.29 | \$4.24 | \$4.53 | \$4.08 | \$3.82 | \$4.29 | \$4.54 |
| 2018 | \$4.43 | \$4.51 | \$4.72 | \$5.01 | \$4.98 | \$5.06 | \$4.98 | \$5.27 | \$5.17 | \$4.96 | \$4.92 | \$5.16 | \$4.93 | \$5.08 |
| 2019 | \$5.33 | \$5.22 | \$5.56 | \$5.25 | \$4.93 | \$5.26 | \$5.27 | \$5.09 | \$5.05 | \$5.13 | \$5.19 | \$5.26 | \$5.21 | \$5.21 |
| 2020 | \$5.58 | \$5.65 | \$5.66 | \$5.85 | \$5.55 | \$5.18 | \$5.22 | \$4.90 | \$5.30 | \$5.51 | \$5.70 | \$5.76 | \$5.49 | \$5.32 |
| 2021 | \$5.73 | \$6.18 | \$6.13 | \$6.15 | \$6.37 | \$6.49 | \$5.96 | \$6.39 | \$6.26 | \$6.09 | \$6.83 | \$6.65 | \$6.27 | \$6.24 |
| 2022 | \$6.37 | \$7.09 | \$8.40 | \$8.30 | \$9.37 | \$9.14 | \$7.74 | \$7.68 | \$8.13 | \$8.61 | \$8.73 | \$8.14 | \$8.14 | \$7.71 |
| 2023 | \$7.63 | \$7.33 | \$7.56 | \$6.85 | \$6.81 | \$6.45 | \$7.02 | \$6.03 | \$5.50 | \$5.23 | \$4.85 | \$5.39 | \$6.39 | \$6.28 |
| 2024 | \$6.26 | \$5.28 | (D) | \$5.40 | \$6.18 | \$5.85 | \$5.78 | \$5.12 | \$5.37 | \$5.50 | \$5.17 | \$5.38 | \$5.57 | \$5.55 |
| 2025 | \$5.58 | \$5.72 | \$5.81 | \$5.70 | \$5.91 | \$5.61 | \$5.25 | \$4.80 | \$4.84 | \$4.93 | \$5.02 | \$5.07 | \$5.35 | ---- |
| 2026 | \$5.13 | \$5.28 | \$5.68 | \$5.95 | \$6.05 | --- | --- | --- | --- | --- | --- | --- | \$5.62 | ---- |

(D) Withheld to avoid disclosing data for individual operations.

Updated June 30, 2026

---- Not yet available

*Calculated simple average, by calendar year (Jan. 1 - Dec. 31), not weighted by percent of grain sales.

** Average weighted by percent of grain sales and reported by USDA NASS for the marketing year (June. 1 - May. 31).

Additional Resources

USDA Quickstats <https://quickstats.nass.usda.gov/>

Document prepared by Jonathan LaPorte, MSU Extension Farm Business Management Educator

For questions, email: laportej@msu.edu

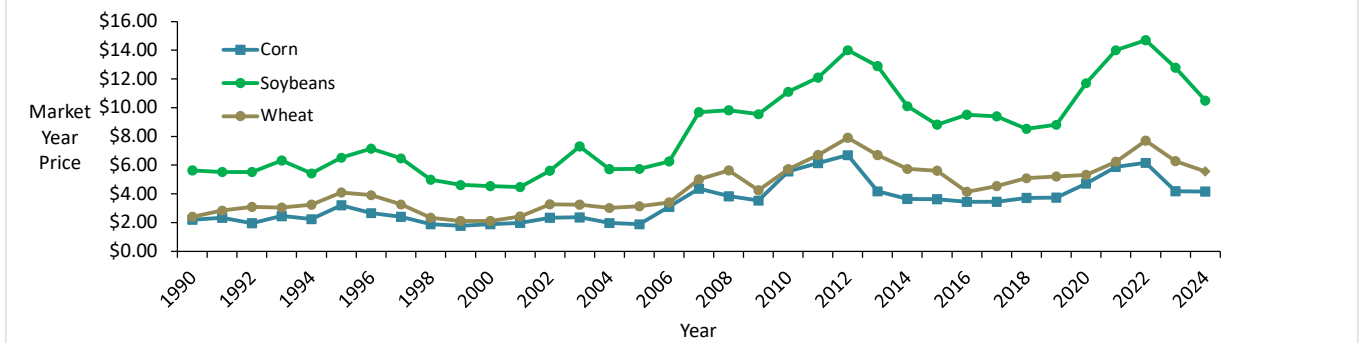
Note: Format for price report derived from Iowa State University Extension File A2-11

Michigan Grain Market Benchmarks

https://www.canr.msu.edu/farm_management/

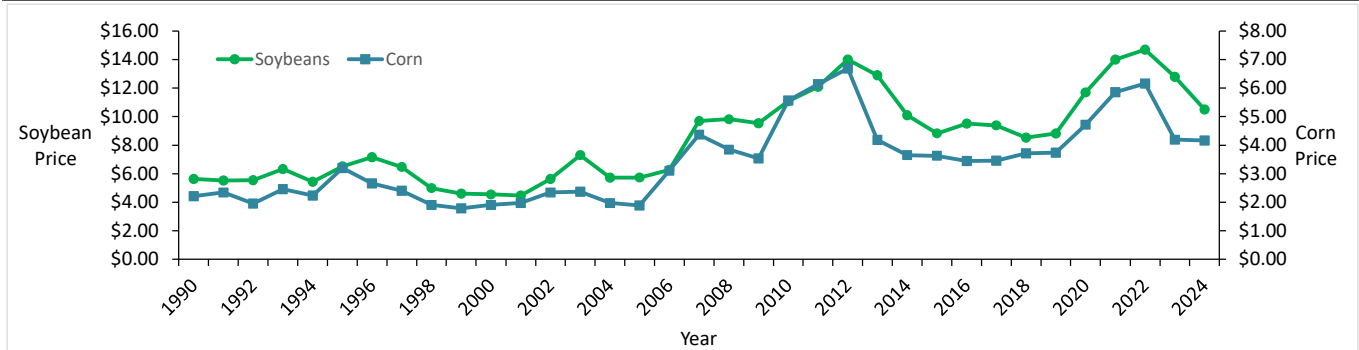
The following information has been compiled from the USDA National Agricultural Statistics Service (NASS) Quickstats web page. Marketing year average is a weighted average released by USDA NASS. Corn/Soybean ratios are based on market year average prices.

Figure 1. Comparison of average Michigan corn, soybean, and wheat prices by marketing year, \$ per bushel (1990-2024)



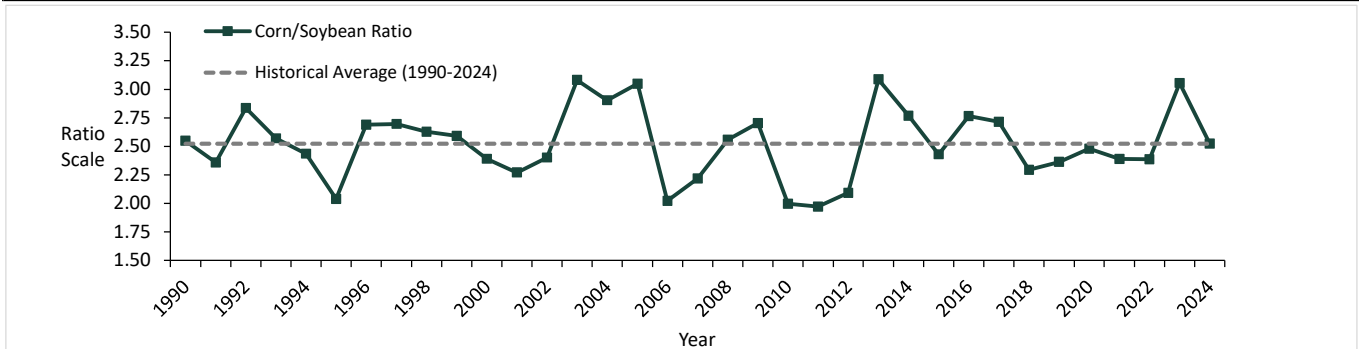
Source: USDA National Agricultural Statistics Service, <https://quickstats.nass.usda.gov/>

Figure 2. Comparison of average Michigan corn and soybean prices by marketing year, \$ per bushel (1990-2024)



Source: USDA National Agricultural Statistics Service, <https://quickstats.nass.usda.gov/>

Figure 3. Michigan corn/soybean ratio by marketing year compared to state historical average, \$ per bushel (1990-2024)



Source: USDA National Agricultural Statistics Service, <https://quickstats.nass.usda.gov/>

Additional Resources

USDA Quickstats <https://quickstats.nass.usda.gov/>
 Document prepared by Jonathan LaPorte, MSU Extension Farm Business Management Educator
 For questions, email: laportej@msu.edu

Note: Format for price report derived from Iowa State University Extension File A2-11